



MILA 
INTERNATIONAL, INC.
Medical Instrumentation for Animals

**International
2012 Catalog**



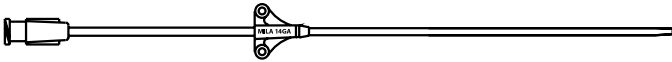
MILA International is an innovative company which has developed veterinary medical products otherwise commercially unavailable. We appreciate the opportunity to serve the world's diverse veterinary community.

Accessories & Components	34-36	Fluid Control Dial	30
Administration Sets	30-31	Foley Catheters	15
Airway Management	25	Gastrostomy Devices	18
Antimicrobial Catheters	4-7	GDV / Bloat Tube	23
Arthroscopy Fluid Line	31	Grenade - Suction Bulbs	20 & 22
Barbed Adaptors	34	Guidewire Catheters	6
Blake Drain	22	Guidewires	8 & 34
Bloat Tube	23	Guttural Pouch	28
Blood Collection	30	Heimlich Valve	21
Bone Marrow Aspiration Needle	19	Infusion Pumps	
Broncho Alveolar Lavage - Equine	32	Clear Cuff Pressure Infusors	31
Broncho Alveolar Lavage - Small Animal	23	Elastomeric Administration Pump	26
Caps	13	Infu-Disk	27
Catheters		Spring Powered Syringe Pump	26
BAL	23/32	Insemination Catheter	28
Diffusion / Wound	24	Instructional DVD	13
Endoscopic Aspiration & Delivery Catheters	23/28	IV Backpack	32
Epidural Catheters	24	Jackson Pratt Drains	22
Foley	15	Jejunostomy Tubes	18
Guttural Pouch	28	Joint Infusion System	33
Pain Management	24	Lance-A-Lot	28
Tomcat	14	Long Term Catheters	4-8
Urinary Catheters	14-15	MicroClave	12
Venous Access		Multi-purpose Drain	22
Antimicrobial Long Term Catheter	4-7	Nasogastric Feeding Tubes	16
Equine CVP	10	Nasolacrimal Duct Catheter	27
Extended Use MILACATH	9	Needles	19
Guidewire Introducer Technique	5	Oocyte Collection Set	29
Long Line Kit	10	Oxygen Tubes	16
PICC / Silicone Catheter	11	Pain Management	
Peel Away Introducer Technique	5	Diffusion / Wound Catheter	24
Polyurethane - Long Term Catheter	6-7	Epidural Kit	24
Short Term	9-10	Peel Away Introducers	8
Introcan Safety	10	PEG Kit	18
VeinCath	11	Pinch Clamps	36
Wound / Pain Management	24	Plasmapheresis Catheter	31
Centesis Valve	21	Pressure Infusors	31
Chest Tubes	20	Reproduction	29
Christmas Trees	34	Short Term Catheters	9-10
Connectors	34-36	Spinal Needles	19
Controlled Flushing Set	19	SPL	27
Conversion Chart	36	Stainless Steel Introducer	32
Cubby - Low Profile Gastrostomy Device	17	Stomach Tube	23
CVP Manometer	11	Stopcock	35
Dilator	8 & 34	Subpalpebral Eye Lavage	27
Diffusion Catheter	24	Suction Connector	21
Distributors	38	Surcingle	32
Drains	22	Suture Wings	36
Drain Adaptors	21-22	Technical Notes - Catheter Insertion Methods	5
DVD	13	Tendon Sheath	33
Embryo Transfer	29	Thoracic Catheters	20
Endoscope Products	23 & 28	Tomcat Urinary Catheter	15
Endotracheal Tubes	25	Trans-Tracheal Wash Kit	23 & 32
Enteral Feeding Products	16-19	TTL	
Epidural Kit	24	Small Animal	23
Esophagostomy Feeding Tubes	17	Large Animal	32
Extended Use MILACATH	9	Tuohy Needles	19
Extension Tubes	12	Urinary Catheters	15-16
Eye Lavage Kit	27	Uterine Flush Kit	29
Ferret Urinary Catheter	15	Veincath	11
Filter	35	Wound Catheter	24
Fluid Collection & Delivery	30-31	Wound Flushing Line	31

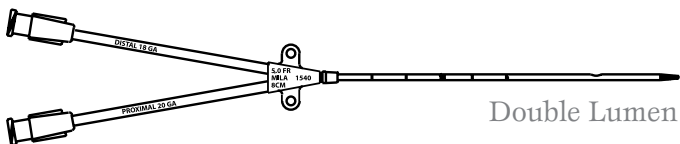
Long Term Polyurethane Catheter Kits

- Non-reactive Polyurethane.
- Available with guidewire introducer or peel away introducer.
- Single, double, or triple lumen catheters for long term use. Can be left indwelling 3-4 weeks.
- Use for pressure monitoring, blood sampling, TPN and administration of drugs or fluids.
- Normally closed valve helps prevent loss of catheter due to accidental disconnect.
- Antimicrobial catheters are coated on both internal and external surfaces with silver sulfadiazine for the immune suppressed patient. Silver Sulfadiazine coating provides a precautionary protective enhancement.

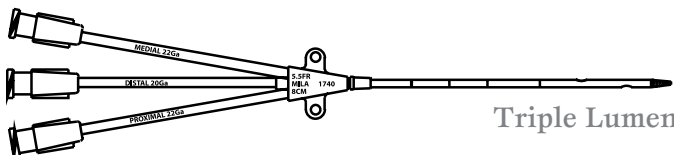
Single Lumen Catheters - Available with integrated or detached extension tube. The 14Ga catheter has a side and distal exit port.



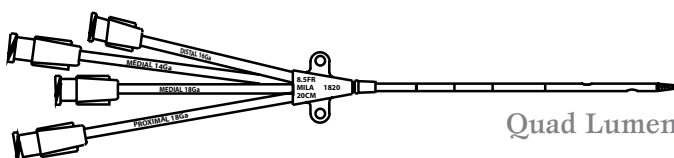
Multi-Lumen Catheters - Separate lumens with separate exit points.



Double Lumen



Triple Lumen

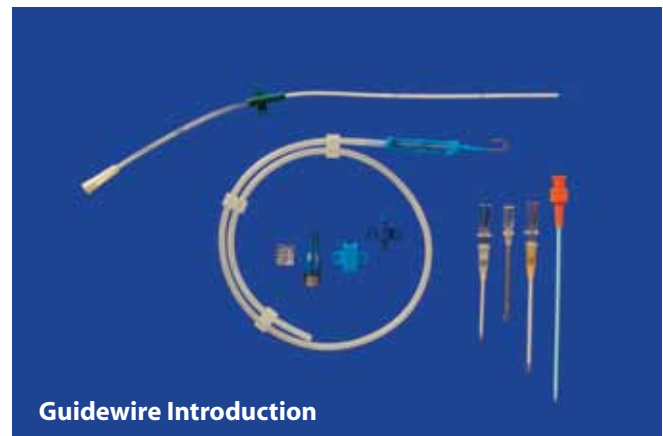


Quad Lumen

Long term catheter insertion methods include guidewire introduction or peel away introduction. Procedures for each method and catheter sizes are detailed on the following pages.



Long Term MILACATHs



Guidewire Introduction



Peel Away Introduction

GUIDEWIRE INTRODUCTION of a Long Term MILACATH®



1 Photo shows introducer being inserted into vein.



2 Guidewire being advanced from housing. Once guidewire advanced to desired length, remove housing and introducer needle while holding onto the guidewire. **ALWAYS HOLD ONTO GUIDEWIRE.**



3 Slide the distal end of the catheter onto guidewire and advance until guidewire comes through the catheter hub. Grasp wire above the catheter hub. Advance catheter into vein by holding catheter near insertion site and pushing into place. Remove guidewire.



4



5

5 Suture catheter individually at each wing toward insertion site and across suture groove.

↑ GUIDEWIRE INTRODUCER KIT includes choice of introducers, guidewire, catheter, suture wings, MicroClave and optional dilator.

→ PEEL AWAY INTRODUCER KIT includes peel away catheter-over-needle introducer, catheter, suture wings, normally closed valve and tethered cap.

For insertion demonstration, order DVD100

PEEL AWAY INTRODUCTION of a Long Term MILACATH®



1

1 Hold peel away introducer, bevel up, directly above vein with index finger firmly placed on top of stylet. Advance introducer into vessel far enough to be sure it is well seated.



2

2 Good flashback should be noted or blood easily drawn into syringe through stylet. Remove stylet while stabilizing outer portion of introducer.



3

3 Advance long term catheter through catheter of peel away introducer.



4

4 Hold catheter hub or extension set against animal. Grasp blue tabs with thumb and fore-finger of both hands. Gently pull up and out to separate blue tabs.



5

5 Introducer should split above the skin.



6

6 The catheter will back out of insertion site an inch or so during peel away procedure but can be easily pushed back.



7

7 Secure catheter individually at each wing toward insertion site and at suture groove. Attach additional suture wing to extension tube and suture to secure.

Photos courtesy of Hagyard Equine Medical Institute

Long Term MILACATH Kits using GUIDEWIRE INTRODUCTION

Single Lumen		
DESCRIPTION		ITEM #
19Ga (3.5Fr) x 15cm (6in)	20Ga catheter introducer, dilator	1906
19Ga (3.5Fr) x 25cm (10in)	20Ga catheter introducer, dilator	1910
16Ga (5Fr) x 15cm (6in)	18Ga catheter introducer, dilator	SA1606
16Ga (5Fr) x 15cm (6in)	with integrated extension set, choice of 16Ga & 18Ga introducers, dilator	1606
16Ga (5Fr) x 15cm (6in)	extension set, choice of 16Ga & 18Ga introducers, dilator	1606-2P
16Ga (5Fr) x 25cm (10in)	18Ga catheter introducer, dilator	SA1610
16Ga (5Fr) x 20cm (8in)	with integrated extension set, choice of 16Ga & 18Ga introducers, dilator	1610
16Ga (5Fr) x 20cm (8in)	antimicrobial catheter, choice of introducers, dilator	A1610
16Ga (5Fr) x 20cm (8in)	extension set, choice of 16Ga & 18Ga introducers, dilator	1610-2P
16Ga (5Fr) x 25cm (10in)	with integrated extension set, choice of 16Ga & 18Ga introducers, dilator	1625
16Ga (5Fr) x 25cm (10in)	extension set, choice of 16Ga & 18Ga introducers, dilator	1625-2P
14Ga (6Fr) x 15cm (6in)	with integrated extension set, choice of 14Ga & 16Ga introducers, dilator	1406
14Ga (6Fr) x 15cm (6in)	extension set, choice of 14Ga & 16Ga introducers, dilator	1406-2P
14Ga (6Fr) x 20cm (8in)	with integrated extension set, choice of 14Ga & 16Ga introducers, dilator	1410
14Ga (6Fr) x 20cm (8in)	antimicrobial catheter, choice of introducers, dilator	A1410
14Ga (6Fr) x 20cm (8in)	extension set, choice of 14Ga & 16Ga introducers, dilator	1410-2P
12Ga (8Fr) x 20cm (8in)	with integrated extension set, choice of 14Ga introducers, dilator	1210
Double Lumen		
4Fr x 8cm (3.25in)	with two 22Ga lumens, 18Ga catheter introducer, dilator	1540
4Fr x 13cm (5.25in)	with two 22Ga lumens, 18Ga catheter introducer, dilator	1500
5Fr x 8cm (3.25in)	with a 18Ga & 20Ga lumen, 16Ga catheter introducer, dilator	1640
5Fr x 13cm (5.25in)	with a 18Ga & 20Ga lumen, 16Ga catheter introducer, dilator	1600
5Fr x 25cm (10in)	with a 18Ga & 20Ga lumen, 16Ga catheter introducer, dilator	1650
7Fr x 20cm (8in)	with 14Ga & 18Ga lumen, 14Ga & 16Ga introducers, dilator	1620
7Fr x 20cm (8in)	antimicrobial catheter, choice of introducers, dilator	A1620
7Fr x 30cm (12in)	with a 14Ga & 18Ga lumen, choice of introducers, dilator	1630
7Fr x 60cm (24in)	with two 16Ga lumens, 14Ga & 16Ga introducers, dilator	1660
Triple Lumen		
5.5Fr x 8cm (3.25in)	with one 20Ga & two 22Ga lumens, 16Ga catheter introducer, dilator	1740
5.5Fr x 13cm (5.25in)	with one 20Ga & two 22Ga lumens, 16Ga catheter introducer, dilator	1700
7Fr x 15cm (6in)	with one 16Ga & two 18Ga lumens, 14Ga & 16Ga introducers, dilator	1720
7Fr x 60cm (24in)	with one 16Ga & two 18Ga lumens, 14Ga & 16Ga introducers, dilator	1760
Quadruple Lumen		
8.5Fr x 20cm (8in)	with one 16Ga, one 14Ga and two 18Ga lumens, introducers, dilator	1820

Slide clamps (#8599) sold separately, see page 12.
Guidewires sold separately, see page 8.

GUIDEWIRE INTRODUCER
KIT includes choice of introducers,
guidewire, catheter, suture wings,
MicroClave and optional dilator.



Long Term MILACATH Kits using PEEL AWAY INTRODUCTION

Single Lumen

DESCRIPTION		ITEM #
19Ga (3.5Fr) x 15cm (6in)	4Fr x 1.5 inch peel away introducer	PI-1906
19Ga (3.5Fr) x 25cm (10in)	4Fr x 1.5 inch peel away introducer	PI-1910
16Ga (5Fr) x 15cm (6in)	5Fr x 2.5 inch peel away introducer	PI-506
16Ga (5Fr) x 25cm (10in)	5Fr x 2.5 inch peel away introducer	PI-510
16Ga (5Fr) x 15cm (6in)	with integrated extension set, 5Fr x 1.5 inch peel away introducer	PI-1606
16Ga (5Fr) x 15cm (6in)	extension set, 5Fr x 1.5 inch peel away introducer	PI-1606-2P
16Ga (5Fr) x 20cm (8in)	with integrated extension set, 5Fr x 2.5 inch peel away introducer	PI-1610
16Ga (5Fr) x 20cm (8in)	antimicrobial with integrated extension set, 5Fr x 1.5 inch peel away introducer	API-1610
16Ga (5Fr) x 20cm (8in)	extension set, 5Fr x 1.5 inch peel away introducer	PI-1610-2P
16Ga (5Fr) x 60cm (24in)	5Fr x 2.5 inch peel away introducer	PI-1624
16Ga (5Fr) x 25cm (10in)	with integrated extension set, 5Fr x 2.5 inch peel away introducer	PI-1625
16Ga (5Fr) x 25cm (10in)	extension set, 5Fr x 2.5 inch peel away introducer	PI-1625-2P
16Ga (5Fr) x 120cm (48in)	5Fr x 2.5 inch peel away introducer	PI-1648
14Ga (6Fr) x 20cm (8in)	with integrated extension set, 6Fr x 1.5 inch peel away introducer	PI-1410
14Ga (6Fr) x 20cm (8in)	antimicrobial with integrated extension set, 6Fr x 1.5 inch peel away introducer	API-1410
14Ga (6Fr) x 20cm (8in)	extension set, 6Fr x 1.5 inch peel away introducer	PI-1410-2P

Double Lumen

4Fr x 8cm (3.25in)	with two 22Ga lumens, 4Fr x 1.5 inch peel away introducer	PI-1540
4Fr x 13cm (5.25in)	with two 22Ga lumens, 4Fr x 1.5 inch peel away introducer	PI-1500
5Fr x 8cm (3.25in)	with a 18Ga & 20Ga lumen, 5Fr x 1.5 inch peel away introducer	PI-1640
5Fr x 13cm (5.25in)	with a 18Ga & 20Ga lumen, 5Fr x 1.5 inch peel away introducer	PI-1600
5Fr x 25cm (10in)	with a 18Ga & 20Ga lumen, 5Fr x 2.5 inch peel away introducer	PI-1650

Triple Lumen

5.5Fr x 8cm (3.25in)	with one 20Ga & two 22Ga lumens, 6Fr x 1.5 inch peel away introducer	PI-1740
5.5Fr x 13cm (5.25in)	with one 20Ga & two 22Ga lumens, 6Fr x 1.5 inch peel away introducer	PI-1700

PEEL AWAY INTRODUCER KIT
includes peel away catheter-
over-needle introducer, catheter,
extension tube and tethered cap.



Guidewire in Dispenser

One soft flexible 'J' end, one soft flexible straight end.

DESCRIPTION	ITEM #
Sizes include:	
.018 x 45cm - Use with 4Fr & 5Fr catheters (MILA #1500, 1540, 1600, 1640, 1700, 1740, 1650, 1906, 1910, SA1606, SA1610)	GW1845
.032 x 45cm - Use with 16ga catheters (MILA #1606, 1606-2P, 1610-2P)	GW3245
.032 x 60cm - Use with 16ga catheter (MILA #1610, 1625-2P)	GW3260
.035 x 45cm - Use with 14ga and 7Fr catheters (MILA #1406, 1406-2P, 1410-2P, 1720)	GW3545
.035 x 60cm - Use with 14ga and 7Fr catheters (MILA #1410, 1620, 1630)	GW3560



Peel Away Introducers

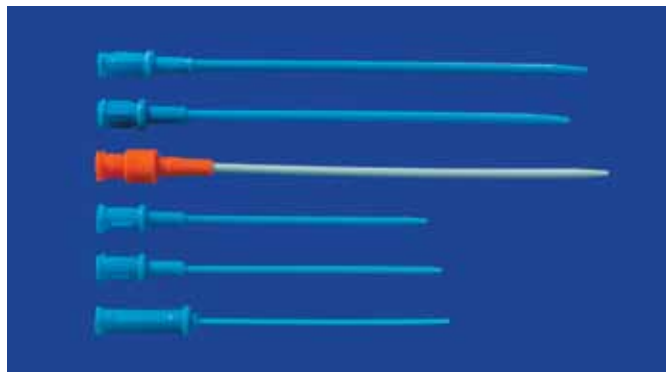
Facilitate the placement of catheters and tubing with these high quality introducers. They peel apart cleanly after introduction. Use in MILA long term catheter kits and PICC kits.

DESCRIPTION	ITEM #
3Fr (20ga) x 3.75cm (1.5in)	4203
4Fr (18ga) x 3.75cm (1.5in)	4204
5Fr (16ga) x 3.75cm (1.5in)	4205.5
5Fr (16ga) x 6.25cm (2.5in)	4205
6Fr (14ga) x 3.75cm (1.5in)	4206.5
6Fr (14ga) x 6.25cm (2.5in)	4206



Vessel Dilator

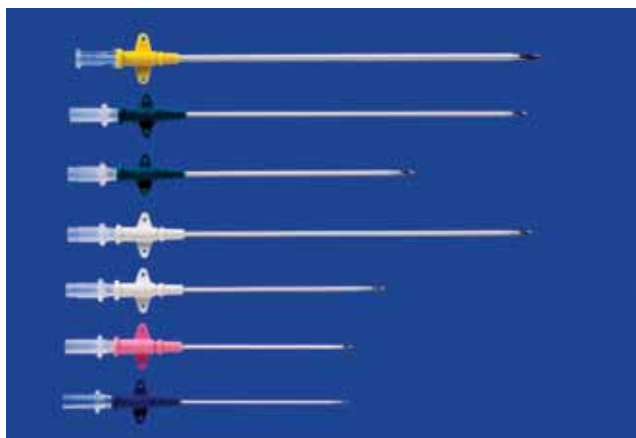
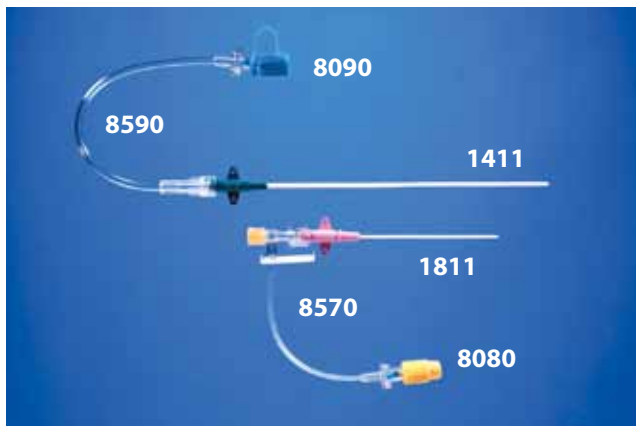
DESCRIPTION	ITEM #
4Fr x 5cm	DIL4
5Fr x 6cm	DIL5
6Fr x 6cm	DIL6
7Fr x 10cm	DIL7
8Fr x 10cm	DIL8
9Fr x 10cm	DIL9



Extended Use MILACATH®

- Kink resistant polyurethane catheter-over-needle.

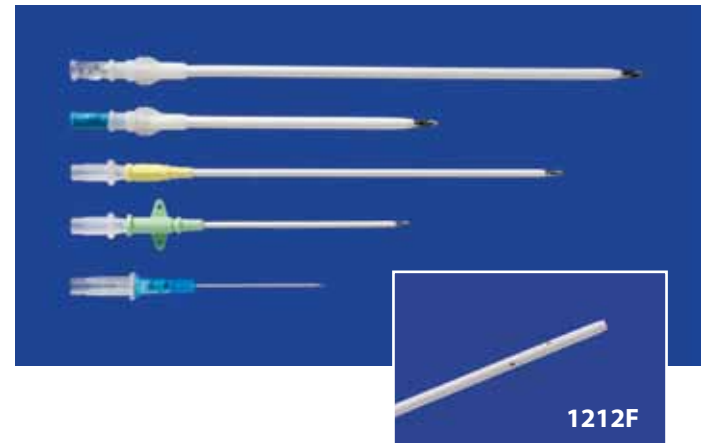
DESCRIPTION	ITEM #
20ga x 6.25cm (2.5in)	2011
18ga x 6.25cm (2.5in)	1811
16ga x 7.5cm (3.0in)	1603
16ga x 13cm (5.25in)	1611
14Ga x 9cm (3.5in)	1403
14Ga x 13cm (5.25in)	1411
12Ga x 13cm (5.25in)	1211



Short Term Catheters

- Teflon catheter-over-needle.

DESCRIPTION	ITEM #
22Ga x 45mm (1.75in)	2217
14Ga x 7cm (2.75in)	1402
12Ga x 13cm (5.25in)	1212
Fenestrated 12Ga x 13cm (5.25in) 4 side holes near distal end	1212F
10Ga x 7.5cm (3in)	1003
10Ga x 15cm (6in)	1006



Introcan® Safety™ Catheters

- Introcan® Safety™ polyurethane catheters feature a safety clip that automatically covers the needle point when it is withdrawn, reducing accidental needle sticks.
- Push-off plate on hub for smooth insertion.
- Guarded flashback chamber.

DESCRIPTION	ITEM #
24Ga x 19mm (.75in)	IC2475
22Ga x 25mm (1.0in)	IC2201
20Ga x 32mm (1.25in)	IC2001
18Ga x 45mm (1.75in)	IC1801



Winged Introcan® Safety™ Catheters

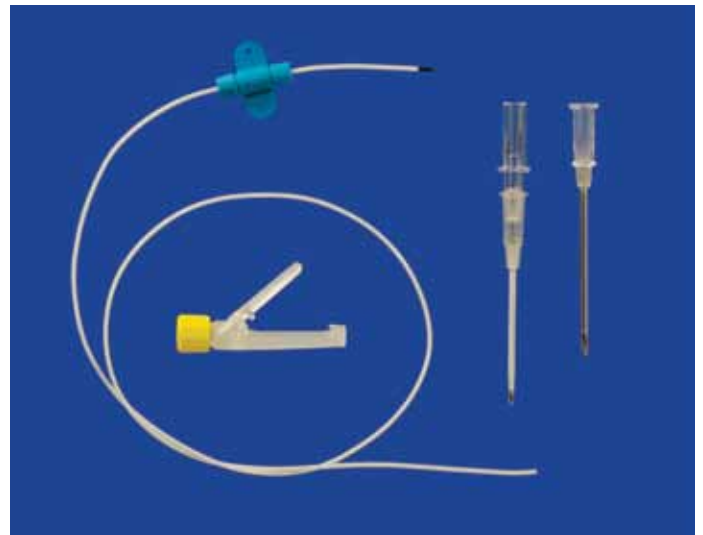
DESCRIPTION	ITEM #
24Ga x 19mm (.75in)	WIC2475
22Ga x 25mm (1.0in)	WIC2201
20Ga x 32mm (1.25in)	WIC2001
18Ga x 45mm (1.75in)	WIC1801



Long Line Catheters

- Long term catheter may be inserted in any vein.
- Polyurethane kink-resistant catheter can be cut to desired length.
- Secure female luer lock is placed onto catheter after insertion into vessel.
- Moveable wing provides method of secure attachment.
- Kit includes catheter, introducers, moveable suture wing and female luer lock adapter.

DESCRIPTION	ITEM #
20Ga catheter adjustable up to 45cm (18in)	LL2045
19Ga catheter adjustable up to 45cm (18in)	LL1945
19Ga catheter adjustable up to 90cm (36in)	LL1990
Replacement Clamshell for 20Ga catheter	8055
Replacement Clamshell for 19Ga catheter	8050



Other Long Line Catheters

16Ga (5Fr) x 120cm (48in) catheter with peel away introducer.

See catalog page 7.

ITEM #	PI-1648
--------	---------

Veincath Catheters

- Innovative replacement for the Venocath.™
- Catheter through needle insertion.
- **Protective pouch** to advance catheter with stylet.
- After catheter is placed, the needle is safely discarded before easy attachment of the female luer.
- Economical.

DESCRIPTION	ITEM #
20Ga x 30cm (12in) catheter with 18ga introducer	V2030
Replacement Clamshell	8050



PICC - Silicone Catheter Kit

- PICC - **P**eripherally **I**nserted **C**entral **C**atheter.
- May be inserted in any vessel.
- Silicone material for long term use of 30 + days.
- Catheter can be cut to desired length.
- Insertion method via peel away introducer.
- Catheter has a stylet wire to facilitate advancement.
- Kit includes catheter, peel away introducer and ruler.

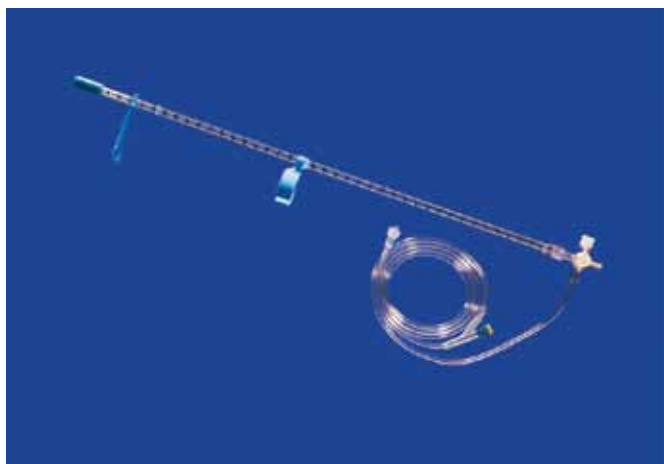
DESCRIPTION	ITEM #
2Fr (23ga) x 40cm (16in) Single Lumen	3240
3Fr (20ga) x 60cm (24in) Single Lumen	3360
4Fr (18ga) x 60cm (24in) Single Lumen	3460
5Fr (16ga) x 60cm (24in) Single Lumen	3560
5Fr x 60cm (24in) Double Lumen (2-18Ga)	3565



CVP Manometer

35cm water manometer with four-way stopcock, 125cm (50 inch) extension, injection site and luer lock adapter.

ITEM #	CVP35
--------	-------

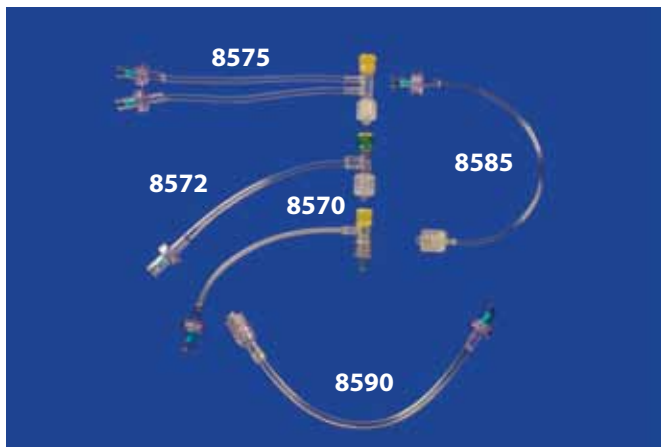


Extensions with Normally Closed Valve

Features

- Catheter saving 'normally closed valve'.
- Bi-directional valve for infusion and sampling.
- High flow or small bore tubing.
- Spin luer lock.

DESCRIPTION	ITEM #
High Flow - 13Ga x 45cm (18in)	8518
Small Bore T-Set - 16Gax17cm (7in)	8570
High Flow T-Set - 12Ga x 17cm (7in)	8572
Double High Flow T-Set - 12Ga	8575
Small Bore - 16Ga x 17cm (7in)	8585
High Flow - 13Ga x 17cm (7in)	8590
Slide Clamp for 8585 & 8590 (50 per bag)	8599




Specialty Extension Sets

DESCRIPTION	ITEM #
Pressure Monitoring Extension 16Ga x 180cm (72in) Includes female luer lock and male spin luer lock.	8515
Large Bore High Flow 10Ga x 180cm (72in) Includes female luer lock, injection port and male spin luer lock.	8520
Small Bore Extension 20Ga x 100cm (40in) Includes female and male luer lock.	8540

Extensions with MicroCLAVE®

- One-piece, closed, needle-free connector.
- Approved for saline flush.
- Heparin not required.

DESCRIPTION	ITEM #
Smallbore T-Set with MicroClave, Injection Site, Clamp, Rotating Luer Lock (18cm/7in length)	MC40
Smallbore T-Set with dual MicroClaves, Injection Site, Clamp, Rotating Luer Lock (18cm/7in length)	MC43
Smallbore Bifuse 'Y' Set with three Clamps, Rotating Luer Lock (18cm/7in length)	MC44
MicroClave with Luer Lock	8098
Stemless Luer Lock Caps (10 pack)	8099



Caps

- **Safety Injection Cap** (8080) has a built-in stop to prevent accidental tubing or technician puncture.
- **Tethered Cap** (8090) attaches to the catheter or extension hub to cover the injection site.
- **Needleless Injection Cap** (8095 & 8090) for direct attachment of an IV administration line or syringe. Includes a tethered cap (8090).
- **MicroClave** (8098) is a one-piece, closed, needle-free connector. Labeled for saline flush. Heparin not required.
- **Stemless Luer Lock Cap** (8099) 10 pack, non-sterile.
- **Clamshell Female Luers** (8050, 8055)
Hinged female luer lock for attaching after catheter placement.

DESCRIPTION	ITEM #
Safety Injection Cap	8080
Tethered Cap	8090
Needleless Injection Cap	8095
MicroClave	8098
Stemless Luer Lock Cap	8099
Clamshell - 18Ga Female Luer	8050
Clamshell - 20Ga Female Luer	8055



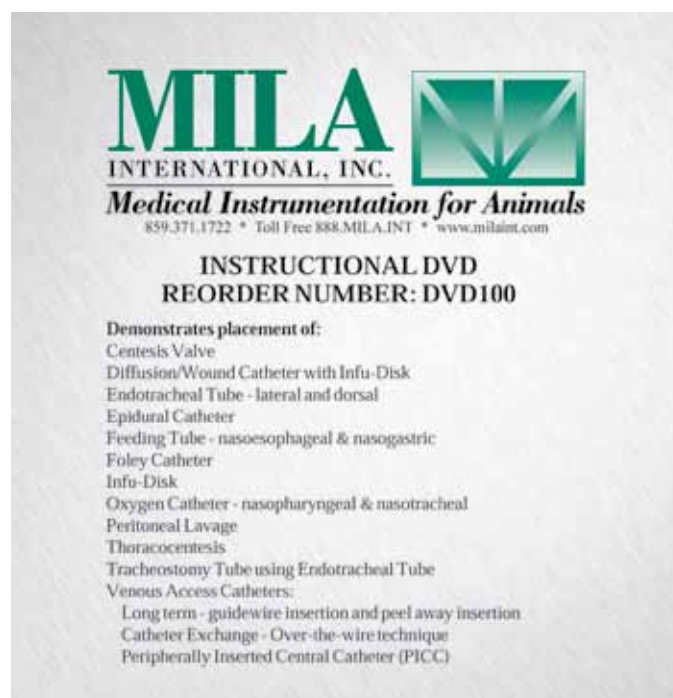
Instructional DVD

Demonstrates placement of:

- Centesis Valve
- Diffusion/Wound Catheter
- Endotracheal Tubes - lateral and dorsal
- Epidural Catheter
- Foley Catheter
- Infu-Disk
- Nasogastric Feeding Tube
- Oxygen Catheter - nasopharyngeal & nasotracheal
- Peritoneal Lavage
- Thoracentesis
- Tracheostomy Tube
- Venous Access Catheters:
 - Guidewire insertion technique
 - Peel away insertion technique
 - Over-the-wire Catheter Exchange
 - PIC catheter

ITEM #

DVD100




Tomcat / Small Animal Urinary Catheter

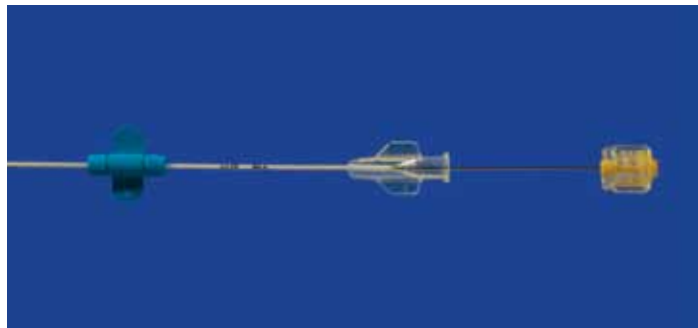
- Same catheter used to unblock and leave indwelling.
- Improvement to the standard Tomcat, Jackson and Slippery Sam™ urinary catheters.
- Non-irritating polyurethane material.
- Rigid for easy insertion.
- Softens indwelling.
- Finished tip.
- Luer lock.
- Moveable suture wing allows length adjustment.
- Optional stylet.

DESCRIPTION	ITEM #
3.5Fr - adjustable up to 15cm (6in)	UC306
3.5Fr - adjustable, with stylet	UC306S
3.5Fr - adjustable up to 25cm (10in)	UC310
3.5Fr - adjustable, with stylet	UC310S
5Fr - adjustable up to 15cm (6in)	UC506
5Fr - adjustable, with stylet	UC506S
5Fr - adjustable up to 25cm (10in)	UC510
5Fr - adjustable, with stylet	UC510S

See page 15 for Collection Bag



Tomcat catheters with moveable wing and optional stylet



Can be ordered with or without a stylet



Foley Urinary Catheters

Radiopaque silicone foley catheter with balloon cuff and wire stylet. Water activated lubricant on 6 French and 8 French sizes.

DESCRIPTION	ITEM #
6Fr x 60cm (24in) with 1.5cc balloon, suture wing	UC624
6Fr x 90cm (36in) with 1.5cc balloon, suture wing	UC636
8Fr x 30cm (12in) with 3cc balloon, suture wing	UC812
8Fr x 60cm (24in) with 3cc balloon, suture wing	UC824
8Fr x 90cm (36in) with 3cc balloon, suture wing	UC836
10Fr x 45cm (18in) with 5cc balloon	UC1018
10Fr x 90cm (36in) with 5cc balloon	UC1036
12Fr x 30cm (12in) with 10cc balloon	UC1212
12Fr x 55cm (21in) with 10cc balloon	UC1221
14Fr x 23cm (9in) with 10cc balloon	UC149
16Fr x 55cm (21in) with 20cc balloon	UC1621
24Fr x 42cm (16in) with 30cc balloon	UC2416
24 Fr x 150cm (59in) with 30cc balloon	UC2459



Urine Collection Systems

DESCRIPTION	ITEM #
1000cc Collection Bag with male luer lock and twist drain.	UC1000
Urine Collection Kit - Closed sterile system collection bag with sampling port, 72in collection line, injection port and female Christmas tree adapter.	UC1000K



Ferret Urinary Catheter

- Two Styles - Closed end with side ports.
Open ended with side ports.
- Non-irritating polyurethane material.
- Length adjustable by cutting the proximal end.
- Attach female luer lock after catheter placed.
- Suture wing.


DESCRIPTION	ITEM #
3Fr x 20cm (8in) closed end	UCC308
3Fr x 20cm (8in) open end	UCO308



Nasogastric Feeding Tubes

- Marked, non-irritating radiopaque polyurethane.
- All tubes have a stylet.
- Y-adapter for feeding, medication and flushing.
- Suitable for oropharyngeal oxygen.

DESCRIPTION	ITEM #
5Fr x 55cm (22in)	NG522S
6Fr x 55cm (22in)	NG622
6Fr x 90cm (36in)	NG636
8Fr x 108cm (43in)	NG843
8Fr x 140cm (55in)	NG855
10Fr x 90cm (36in)	NG1036
10Fr x 108cm (43in)	NG1043
10Fr x 140cm (55in)	NG1055
12Fr x 108cm (43in)	NG1243
14Fr x 125cm (50in)	NG1450
Length adjustable and includes nose piece	
18Fr x 250cm (100in)	NG18100
Length adjustable and includes nose piece	
24Fr x 300cm (120in)	NG24120
For enteral, extruded and other feeds soaked and made into a fine slurry	
24Fr x 240cm (96in)	NG2496
Hard teflon material, no stylet	



Weighted Nasogastric Feeding Tubes

- Marked, non-irritating radiopaque polyurethane.
- All tubes have a stylet.
- Y-adapter for feeding, medication and flushing.

DESCRIPTION	ITEM #
6Fr x 55cm (22in) - 1 Gram	NG622W
8Fr x 108cm (43in) - 3 Gram	NG843W-3
8Fr x 108cm (43in) - 7 Gram	NG843W-7
10Fr x 90cm (36in) - 3 Gram	NG1036W
12Fr x 108cm (43in) - 3 Gram	NG1243W



Esophagostomy Feeding Tubes

POLYURETHANE MATERIAL

- Non-irritating radiopaque polyurethane material.
- Y-adapter for feeding, medication and flushing.
- Length adjustable **after** placement by cutting the proximal end.
- Secure Y-adapter.

DESCRIPTION	ITEM #
Feline - 14Fr adjustable to 33cm(13in)	E1413
Canine - 14Fr adjustable to 75cm (30in)	E1430
Small Animal - 14Fr adjustable to 125cm (50in), includes stylet	E1450
Small Animal - 18Fr adjustable to 75cm (30in)	E1830
Y-Repair Kit	E-Y



Esophagostomy Feeding Tubes

SILICONE MATERIAL

- Radiopaque material.
- Open end with multiple side holes.
- Female luer lock adapter.

DESCRIPTION	ITEM #
12Fr x 38cm (15in) with 5cm of sideholes	SE1215
14Fr x 38cm (15in) with 7cm of sideholes	SE1415
20Fr x 38cm (15in) with 10cm of sideholes	SE2015
20Fr x 55cm (22in) with 10cm of sideholes	SE2022
30Fr x 38cm (15in) with 12cm of sideholes	SE3015
30Fr X 55cm (22in) with 12cm of sideholes	SE3022



Cubby – Low Profile Gastrostomy Device

- Balloon style cuff which enables insertion and removal without trauma after a stoma is formed.
- Can be easily replaced by the client.
- Kit includes patient care kit with a 6cc & 60cc syringes, right angle feeding set, bolus feeding set and care giver guide.
- Available in 14Fr, 16Fr, 18Fr, 20Fr and 24Fr sizes and lengths of 1.5cm, 2.0cm, 2.5cm, 3.0cm, 3.5cm, 4.0cm and 4.5cm.
- Stoma measuring device available (#M5555).



Gastrostomy Kits – Endoscope or Surgically Placed

Surgical Kit includes 30 inch peg tube, right angle fixation device and Y-adapter.

DESCRIPTION	ITEM #
16Fr Surgically Placed	PGS16
20Fr Surgically Placed	PGS20

PEG - Percutaneous Endoscopic Gastrostomy

- Radiopaque polyurethane material is non-irritating and stronger than silicone.
- Collapsible bumper to facilitate insertion and removal. Less traumatic removal than mushroom style.
- Right angle fixation device that holds tube securely.
- Locking Y-adapter for feeding, irrigation, decompression and medication without disconnection.
- Not recommended for large dogs.
- Kit includes introduction needle, guidewire, 36 inch peg tube, right angle fixation device and Y-adapter.

DESCRIPTION	ITEM #
16Fr Endoscopically Placed	PEG16
20Fr Endoscopically Placed	PEG20
Fixation Bar - 16Fr	FIX16
Fixation Bar - 20Fr	FIX20
Right Angle Fixation Device - 16Fr	RAFIX16
Right Angle Fixation Device - 20Fr	RAFIX20
Y-Repair Kit - 16Fr	RPEG16
Y-Repair Kit - 20Fr	RPEG20

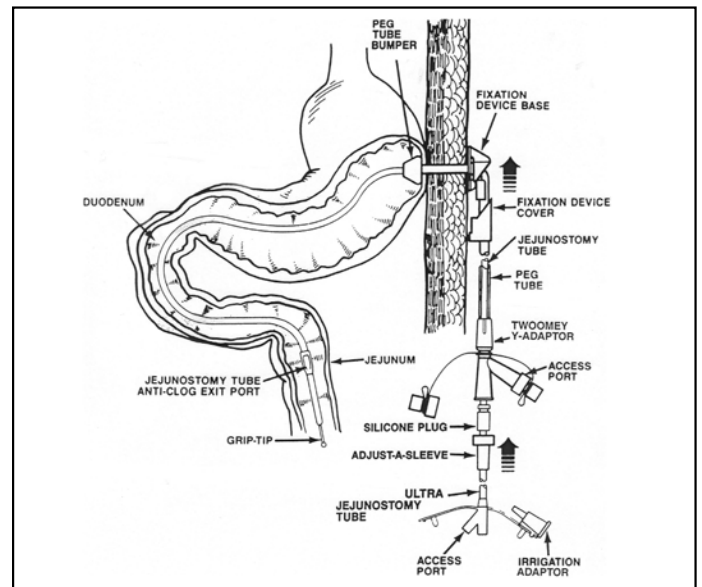


1. PEG Y
2. PEG Bumper
3. PEG Tube
4. PEG Wire
5. PEG Assembly

Jejunostomy Tubes

- Must be placed through either a 16Fr or 20Fr PEG tube.
- Continuous nutritional support via a jejunostomy tube positioned in duodenum or jejunum.
- Silicone plug and capped stylet prevent the escape of air during placement.
- Sealed Twoomey adapter permits evacuation of stomach from side port and placement of J-tube through top port.

DESCRIPTION	ITEM #
6Fr x 36in (Order PEG16 or PGS16)	J636
8Fr x 36in (Order PEG20 or PGS20)	J836
10Fr x 36in (Order PEG20 or PGS20)	J1036




Needles – Spinal & Tuohy

Spinal and tuohy needles with marked and notched hub for easy tip orientation.

DESCRIPTION	ITEM #
Spinal Needles	
22Ga x 15cm (6in)	2206
20Ga x 20cm (8in)	2008
18Ga x 15cm (6in)	1806
18Ga x 20cm (8in)	1808
18Ga x 25cm (10in)	1810
Tuohy Needles	
18Ga x 7.5cm (3in)	T1803
18Ga x 15cm (6in)	T1806
20Ga x 6.25cm (2.5in)	T2025
20Ga x 8.75cm (3.5in)	T2035



Spinal Needles



Tuohy Needles

Bone Marrow Aspiration Needle

11Ga x 10cm (4in) double diamond aspiration needle, obturator pushing rod, probe guide and luer lock cap.

ITEM #	BMAN
--------	------



Controlled Flushing Set

- Set includes vented bag spike, 90cm (36in) tubing and bi-directional valve.
- Use for various flushing needs - joint, ear, wound, ovum pickup.
- The bi-directional valve allows for repeat controlled flushing and vacuuming without opening the system.
- Eliminates the need to pre-fill syringes.
- Spike the flush medium, attach syringe to female luer of valve, fill syringe, flush, then repeat process.

ITEM #	CFS36
--------	-------



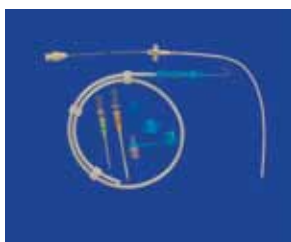
Guidewire Inserted Chest Tube

- Single lumen polyurethane catheter with multiple fenestrations.
- Use for pyothorax, hemothorax, pneumothorax, emergency peritoneal lavage and pericardial drain.
- Insertion using the catheter-over-guidewire technique.
- Normally closed valve with luer adapters prevents air from entering chest.
- Additional suture wing for secure adjustment and attachment.
- Multiple drainage holes. 14Ga fenestrated up to 8cm mark, 12Ga fenestrated up to 17cm mark.
- Kits include introducers, 60cm guidewire, catheter, suture wings, normally closed valve and tethered cap.

DESCRIPTION	ITEM #
14Ga x 20cm (8in)	CT1410
12Ga x 30cm (12in)	CT1210



Photos courtesy of Mike Ethier DVM, DVSc, DACVECC



See MILA website for discussion by Mike Ethier DVM

Silicone Chest Tubes

- Single lumen open-end with multiple side holes.
- Use for drainage of air or fluid.
- Surgically placed.
- Includes clamp, barbed adapter or stopcock.

DESCRIPTION	ITEM #
12Fr x 38cm (15in) with 5cm of sideholes	CT1215
14Fr x 38cm (15in) with 7cm of sideholes	CT1415
20Fr x 38cm (15in) with 10cm of sideholes	CT2015
20Fr x 55cm (22in) with 10cm of sideholes	CT2022
30Fr x 38cm (15in) with 12cm of sideholes	CT3015
30Fr x 55cm (22in) with 12cm of sideholes	CT3022

See page 34 for barbed adapters



Chest Tube Suction Bulb

- Continuous gentle suction.
- Luer lock adapter for secure attachment to chest tube.
- Volume marking provides easy measurement.
- Non-reflux valve.

DESCRIPTION	ITEM #
100cc suction bulb	CG100
150cc suction bulb	CG150
200cc suction bulb	CG200
400cc suction bulb	CG400

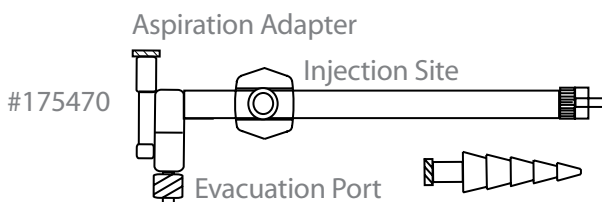

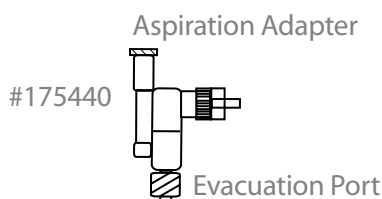


Chest Drain Adapters

CHEST DRAIN/CENTESIS ADAPTER

Eliminates the need for stopcocks! Unique valve allows aspiration and evacuation with a syringe. Luer lock adapter for a needle. Includes a barbed adapter for 18-34Fr chest tubes. Also available with an in-line injection site.

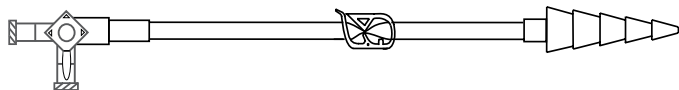
DESCRIPTION	ITEM #
Spin Luer lock only - no tubing	175440
Total Length 12.5cm (5in)	175450
Total Length 40cm (16in)	175460
In-Line Injection Site (10in)	175470



CHEST TUBE ADAPTER with stopcock

Adapter assembled to include a three-way stopcock, clamp and barbed adapter for 18-34Fr tubes.

DESCRIPTION	ITEM #
16Fr x 17cm (7in)	175420
20Fr x 25cm (10in)	175425



For demonstration, order DVD100

'Heimlich' Valve

One way valve with barbed adapters. Small, five inches long and lightweight.

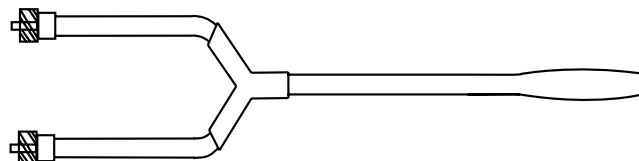
ITEM #	H2900
--------	-------



Suction Connector for Bilateral Chest Tubes

This set connects bilateral chest tubes to a single vacuum source. Luers allow easy disconnect and reconnect.

DESCRIPTION	ITEM #
Small Diameter (20Fr) Suction Set	175800
Small Diameter Suction Kit	175810
Includes two 175420 adapters	
Large Diameter (30Fr) Suction Set	175820
Large Diameter Suction Kit	
Includes two 175425 adapters	175830



Multipurpose

- Two options - Introducer, drain and adapter or Introducer, drain, adapter and 100cc suction bulb.
- 90cm (36in) round silicone material.
- Radiopaque line.
- Multiple perforations over 25cm (10in) of distal end.


DESCRIPTION	ITEM #
8Fr drain with introducer	D890
10Fr drain with introducer	D1090
8Fr drain, introducer, adapter and 100cc suction bulb	DK890
10Fr drain, introducer, adapter and 100cc suction bulb	DK1090



Jackson Pratt

Surgically placed silicone drain with full perforations.

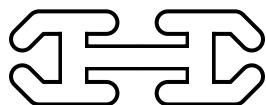
DESCRIPTION	ITEM #
4.5mm	JP4
7mm	JP7
10mm	JP10
13mm	JP13



Blake

Full fluted. Ideal for peritoneal dialysis.

DESCRIPTION	ITEM #
8mm Flat	BL8
11mm Flat	BL11



Grenade – Continuous Suction

- Low pressure design provides continuous gentle suction and minimizes tissue trauma.
- Volume marking provides easy measurement.
- Non-reflux valve.
- Flat bottom design for easy positioning and clip for secure attachment.

DESCRIPTION	ITEM #
100cc suction bulb w/one-way valve	G100
150cc suction bulb w/one-way valve	G150
200cc suction bulb w/one-way valve	G200
400cc suction bulb w/one-way valve	G400



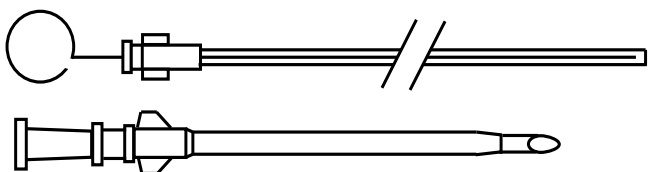
See page 20 for Chest Tube Suction Bulb with leur adapter.

BAL, TTL and Tracheal Wash Kit

Small Animal Trans-Tracheal Wash Kit

Catheter-over-needle insertion method. The semi-rigid flushing catheter has a stylet and luer adapter.

DESCRIPTION	ITEM #
Cats - 19Ga x 15cm (6in) flushing catheter with 16Ga x 1.25in teflon introduction catheter	TW1900
Small Dog and Cats - 16Ga x 25cm (10in) flushing catheter with 14Ga x 2.75in teflon introduction catheter	TW1610
Medium Sized Dog - 16Ga x 41cm (16in) flushing catheter with 14Ga x 2.75in teflon introduction catheter	TW1616
Catheter Only - 16Ga x 41cm (16in) flushing catheter <i>without stylet</i> with 14Ga x 2.75in teflon introduction catheter	TW1617
Large Dog - 16Ga x 70cm (28in) flushing catheter with 14Ga x 2.75in teflon introduction catheter	TW1628



INTRODUCERS are catheter-over-needle

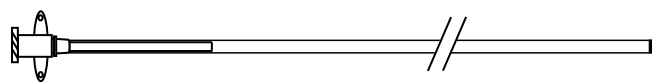
For Large Animal, see page 32

Endoscope Catheters

Use for BAL, TTL and Tracheal Wash

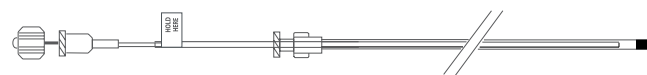
SINGLE LUMEN catheter with female luer lock.

DESCRIPTION	ITEM #
2.0mm x 60cm (24in)	EDC1624
2.0mm x 120cm (48in)	EDC1648



DOUBLE LUMEN enables sterile specimen retrieval. Outer catheter has a glycol plug which is dispelled when advancing the inner catheter for flush and specimen retrieval.

DESCRIPTION	ITEM #
2.0mm x 90cm (36in)	EMAC090

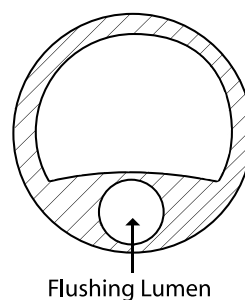


For equine BAL, see page 32

Canine GDV / Bloat Tube

- Dual lumen tube for simultaneous flushing and evacuation of the stomach especially during surgery for food bloat.
- Four side holes.
- Heavy duty silicone material.

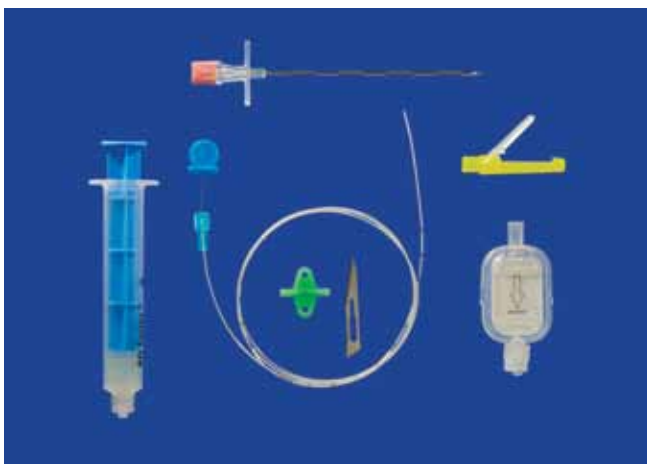
DESCRIPTION	ITEM #
Giant Breed 30mm (1.2in) OD x 180cm (72in)	GDV1
Large Breed 25mm (1.0in) OD x 180cm (72in)	GDV2
Medium Breed 17mm (0.6in) OD x 125cm (50in)	GDV3



Epidural Pain Management Kit

- Cut to desired length – catheter will not crush.
- Long term pain management.
- Radiopaque multi-port catheter (90cm/36in) with stylet.
- Use with MILA administration pumps (see page 26/27).
- Kit includes catheter, tuohy introducer needle, loss of resistance syringe, filter, luer lock catheter clamp, suture wing, blade and drape.

DESCRIPTION	ITEM #
20Ga catheter - 18Ga x 7.5cm (3in) tuohy needle	9203
20Ga catheter - 18Ga x 15cm (6in) tuohy needle	9206

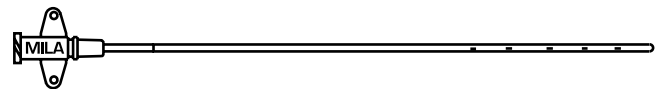


See MILA website for detailed insertion instructions written by Shane Bateman DVM, DVSc, DACVECC.

Diffusion Catheter / Wound Catheter

- 16Ga x 30cm (12in) polyurethane catheter with micro ports in the distal end to evenly disperse fluid over 2 inches, 4 inches, 6 inches, 7.5 inches or 9 inches.
- For delivery of pain medication or antibiotics directly to a wound.
- Can be surgically placed at the wound site or by using a peel away introducer.
- Use with MILA administration pumps (see page 26/27), a syringe, mini pump, or IV pump for continuous infusion.

DESCRIPTION	ITEM #
2in (5cm) Dispersion Area	DIFF2
4in (10cm) Dispersion Area	DIFF4
6in (15cm) Dispersion Area	DIFF6
7.5in (18cm) Dispersion Area	DIFF7
9in (22.5cm) Dispersion Area	DIFF9
.2 Micron Filter (10 pack)	2420
Individually packed / sterile	



See MILA website for sample protocols by Emily McCobb DVM MS DACVA



Photo courtesy of William Muir DVM, PhD, The Ohio State University



Non-Cuffed

- MRI Compatible
- Reuseable
- Ethylene Oxide Sterilization Recommended

Proximal fitting accepts a 15mm adapter.

DESCRIPTION	ITEM #
1.0mm ID x 9.5cm tube with wire stylet	ETN10
1.5mm ID x 10cm tube with wire stylet	ETN15



Stepped

- MRI Compatible
- Reuseable
- Ethylene Oxide Sterilization Recommended

DESCRIPTION	ITEM #
2.0mm ID, 5.0mm OD - 9Fr x 13cm	ETN20
2.5mm ID, 6.3mm OD - 12 Fr x 13cm	ETN25
3.0mm ID, 8.0mm OD - 13.6Fr x 15cm	ETN30
3.5mm ID, 8.6mm OD - 16Fr x 15cm	ETN35
4.0mm ID, 12mm OD - 18.3Fr x 15cm	ETN40



Cuffed

- MRI Compatible
- Reuseable
- Ethylene Oxide Sterilization Recommended

DESCRIPTION	ITEM #
2mm ID, 4.0mm OD - 12Fr x 14cm (5.5in)	ETC20
3mm ID, 4.7mm OD - 14Fr x 16cm (6.4in)	ETC30
4mm ID, 6.0mm OD - 18Fr x 18cm (7.2in)	ETC40
5mm ID, 7.3mm OD - 20Fr x 20cm (8in)	ETC50
6mm ID, 8.7mm OD - 28Fr x 28cm (11.2in)	ETC60
7mm ID, 10mm OD - 30Fr x 55cm (22in)	ETC755
8mm ID, 11mm OD - 33Fr x 55cm (22in)	ETC855
9mm ID, 12mm OD - 33Fr x 33cm (13in)	ETC933
9mm ID, 12mm OD - 37Fr x 55cm (22in)	ETC955
10mm ID, 14mm OD - 43Fr x 33cm (13in)	ETC1033
10mm ID, 14mm OD - 43Fr x 55cm (22in)	ETC1055
11mm ID, 15mm OD - 47Fr x 33cm (13in)	ETC1133
11mm ID, 15mm OD - 47Fr x 55cm (22in)	ETC1155
12mm ID, 17mm OD - 51Fr x 33cm (13in)	ETC1233
12mm ID, 17mm OD - 51Fr x 55cm (22in)	ETC1255



Spring Powered Syringe Pump

- Economical.
- Spring driven - No battery or electrical requirements.
- Saves time to administer proper dosage or multiple dosing.
- Decreased use of high-tech capital equipment for non high-tech situations.
- Lower cost per use.
- Easy refill without disconnect.
- Accuracy rate +/- 15 %.

DESCRIPTION	ITEM #
Syringe Pump – 10ml	SF10
Refill Port with Extension Set	FCT REV
10ml winged syringe	SYR10

Flow Control Tubing

10ml in 15 minutes – 40ml/hour	FCT15
10ml in 30 minutes – 20ml/hour	FCT30
10ml in 2 hours – 5ml/hour	FCT2
10ml in 4 hours – 2.5ml/hour	FCT4
10ml in 12 hours – 0.8ml/hour	FCT12



Courtesy of D. Mader, MS, DVM, DAVPB. Marathon Veterinary Hospital

Elastomeric Pump

- Four layer balloon pump.
- Recoil of balloon forces fluid from pump.
- 100ml fluid reservoir.
- Luer lock flow control tube, 0.8ml/hr, is attached to pump.
- Optional FCT4 (10ml/4hrs) included in package. 0.8ml/hr tube must be removed from pump before attaching FCT4.
- Flow rate can be changed by using other flow control tubes.
- Accuracy rate +/- 15 %.

ITEM #	7100
--------	------

For other flow rates, replace 0.8ml/hr tube with one of the following

DESCRIPTION	ITEM #
10ml in 15 minutes – 40ml/hour	FCT15
10ml in 30 minutes – 20ml/hour	FCT30
10ml in 2 hours – 5ml/hour	FCT2
10ml in 4 hours – 2.5ml/hour	FCT4
10ml in 12 hours – 0.8ml/hour	FCT12
.2 micron filter (10 pack)	2420



Infu-Disk™

- 10ml fluid reservoir.
- Choose desired delivery time.
- Single use and disposable.
- Lightweight - 19 grams.
- Flow rate not affected by fluid viscosity.
- Large bore outlet tubing prevents occlusion.
- Battery powered - fill the fluid reservoir and press the start button.
- Accuracy rate better than +/- 10%.



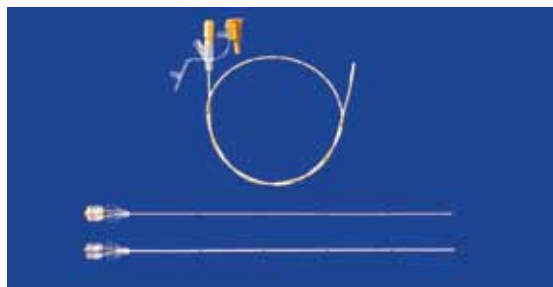
DESCRIPTION	ITEM #
0.06ml/hr – 7 day delivery	ID06
0.08ml/hr – 5 day delivery	ID08
0.10ml/hr – 4 day delivery	ID010
0.14ml/hr – 3 day delivery	ID14
0.21ml/hr – 2 day delivery	ID21
0.42ml/hr – 1 day delivery	ID42
0.50ml/hr – 20 hour delivery	ID50
1.0ml/hr – 10 hour delivery	ID10
T-Adapter	ID-T
W-Adapter	ID-W

For demonstration, order DVD100

Nasolacrimal Duct Catheter

Indwelling catheter provides flushing and medication delivery. Catheters include a stylet to improve rigidity during placement.

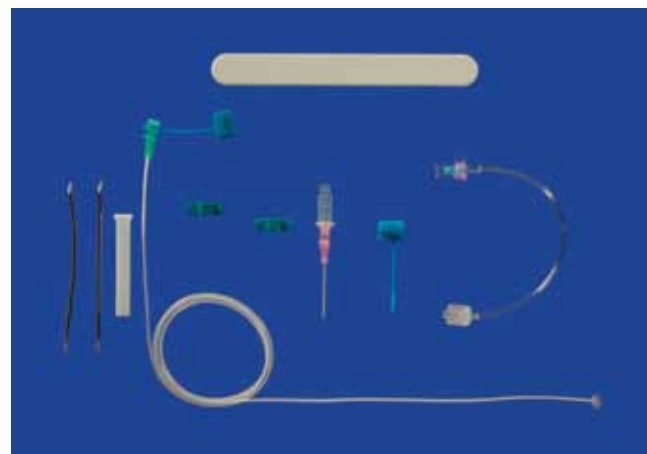
DESCRIPTION	ITEM #
Open end	
3.5Fr (19Ga) x 25cm (10in)	NL325
5Fr (16Ga) x 25cm (10in)	NL525
5Fr (16Ga) x 25cm (10in) w/flexible stylet	NL525FS
Closed end, bullet tip with large side hole	
5Fr (16Ga) x 55cm (22in)	NL555



Eye Lavage Kit / SPL

- For upper or lower lid.
- Single stick insertion method.
- Soft non-irritating disk and tubing.
- Allows application of eye medication away from the site.
- Easily used in clinical and farm setting.
- Kit includes 12Ga straight or 10° angled trocar, catheter, eyelid lifter, suture devices, extension tube, luer lock adapter and tethered cap.
- Use the elastomeric administration pump or Infu-Disk™ for continuous infusion.

DESCRIPTION	ITEM #
Subpalpebral Eye Lavage Kit	
36in catheter	6612
Subpalpebral Eye Lavage Kit	
60in catheter	6612L
Subpalpebral Eye Lavage Kit	
Angled 10° trocar, 36in catheter	6613
Subpalpebral Eye Lavage Kit	
Angled 10° trocar, 60in catheter	6613L
Repair Kit	6615
Infu-Disk™ Pump recommended for continuous infusion	

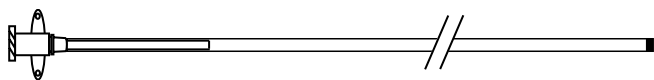


Tracheal Wash / Aspiration Catheters

Single Lumen Catheters

Single lumen catheter with female luer lock for medication delivery and sampling at any endoscope accessible site.

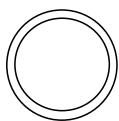
DESCRIPTION	ITEM #
2.5mm x 190cm (76in)	EDC190
2.8mm X 400cm (158in) Heavier wall with two side ports	EDC400



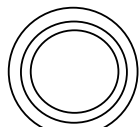
Double/Triple Lumen Catheters

Two and three lumen sampling catheters enable a sterile specimen retrieval via an endoscope. To maintain sterility during placement, these sets contain a glycol plug in the outer catheter. Once placed, the inner catheter is advanced for retrieval of the sterile specimen.

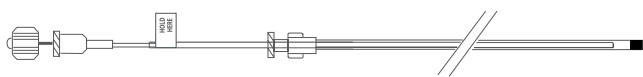
DESCRIPTION	ITEM #
Two stage catheter - 2.0mm x 190cm (76in)	EMAC700
Two stage catheter - 2.0mm x 250cm (100in)	EMAC700L
Triple stage catheter - 2.5mm x 190cm (76in)	EMAC800



Double Lumen



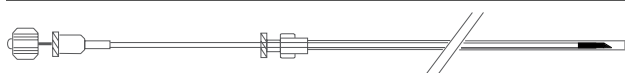
Triple Lumen



Lance-A-Lot

Aspiration and injection needle (17ga) with female luer lock. Ideal for lancing and injecting ethmoid hematomas and uterine cysts.

DESCRIPTION	ITEM #
2.5mm x 190cm (76in)	LAN190



Low Dose Insemination Set

Two stage catheter used for low dose insemination via an endoscope. The outer catheter is 2.0mm x 190cm and the 2 French inner catheter is 200cm in length. Includes 3cc luer lock syringe.

DESCRIPTION	ITEM #
2.0mm x 200cm (80in)	INS200

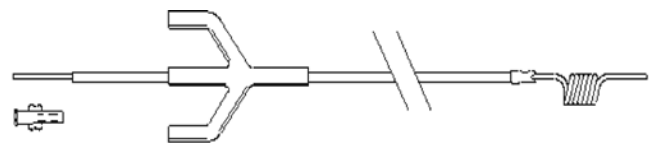


Indwelling Guttural Pouch Catheter Kit

Placed by viewing the guttural pouch through an endoscope up one nostril and placing the catheter introducer up the other nostril. Non-irritating polyurethane catheter for extended treatment of the guttural pouch. Kit includes polyurethane catheter with coils, bendable introducer and attachable luer lock adapter. The catheter can be left in for days, secured to the halter and protected by a grazing muzzle or cut to desired length.

Catheter dimension: 12Ga x 135cm (54 Inches)

DESCRIPTION	ITEM #
Catheter Kit	9500
Catheter Only	9510
Introducer Only	9520



Uterine Flush

EMBRYO TRANSFER CATHETER

- Open end silicone catheter.
- Soft 50cc balloon cuff ideal for embryo transfer.
- Y-adapter tube assembly includes line to fluid source, drain line and graduated adapter line to catheter.
- Reuseable.

DESCRIPTION	ITEM #
34Fr x 80cm (32in) catheter with 50cc balloon cuff	UFC3480
40Fr x 80cm (32in) catheter with 50cc balloon cuff	UFC4080
34Fr x 110cm (44in) cleansing flush catheter without balloon cuff	CF34110
Y-adapter tube assembly	UFYA
High Flow Fluid Transfer - 30cm (see pg 24)	175490
High Flow Fluid Transfer - 90cm (see pg 24)	175495



Low Dose Insemination Set

Two stage catheter used for low dose insemination via an endoscope. The outer catheter is 2.0mm x 190cm and the 2 French inner catheter is 200cm in length. Includes 3cc luer lock syringe.

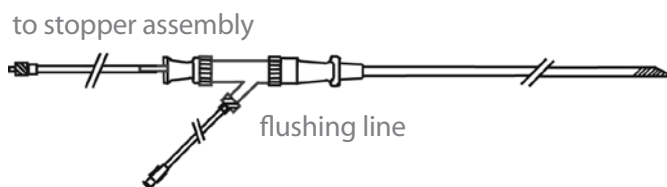
DESCRIPTION	ITEM #
2.0mm x 200cm (80in)	INS200



Oocyte Collection Set

- For equine transvaginal oocyte collection.
- Laminar flow, no ridges on collection side.
- Aspiration needle is 12Ga x 60cm (24in), stainless steel, double lumen, with an ultra sharp etched tip to improve visualization under ultrasound.
- Flushing and collection lines are 14Ga x 180cm (72in) pvc attached to a 'Y' adapter.
- #6 silicone bottle stopper with collection port and vent port.


DESCRIPTION	ITEM #
Oocyte Collection Set - Etched Tip Includes needle assembly, flushing and collection lines and bottle stopper assembly	OCS
Outer Replacement Needle - Etched Tip 12Gauge x 60cm	OCRN
Oocyte Collection Set - Non -Etched Tip Includes needle assembly, flushing and collection lines and bottle stopper assembly	OCS-2
Outer Replacement Needle - Non-Etched Tip 12Gauge x 60cm	OCRN-2
Oocyte Collection Needle Assembly 16Ga x 62.5cm (25in) needle with flushing and collection lines and bottle stopper assembly	OCN16
Replacement Lines Includes Y-port with attached flushing and collection lines	OCRL
Stopper Assembly Includes #6 silicone stopper with collection and vent ports	OCSA



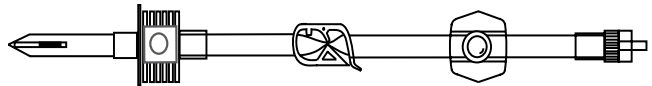
Fluid Collection and Delivery

High Flow IV Administration Sets


DESCRIPTION	ITEM #
High flow set includes drip chamber, pinch clamp and spin luer lock. Total length is 72.5cm (29in).	7350



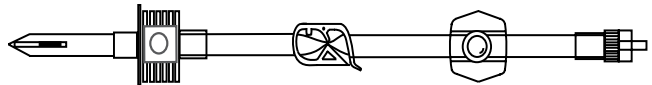
DESCRIPTION	ITEM #
High flow set with vented spike, pinch clamp and spin luer lock. Use with fluid bags and/or bottles. Total length is 72.5cm (29in).	7360



DESCRIPTION	ITEM #
High flow set includes drip chamber, six foot (180cm) tubing, pinch clamp, injection site and spin luer lock.	175497

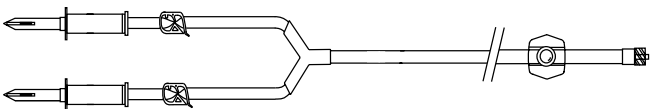


DESCRIPTION	ITEM #
High flow infusion set includes vented spike, six foot (180cm) tubing, injection site, clamp and spin luer lock.	175498



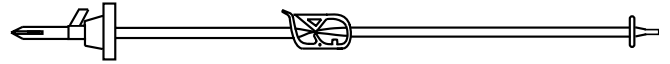
EquiSet IV Administration Set

DESCRIPTION	ITEM #
<i>Improved - Now available with injection site</i> Economical large bore (30Fr x 300cm/120in) non-vented Y-set with 2 spikes, 3 clamps, roller flow adjustment and spin luer lock adapter.	8V0002



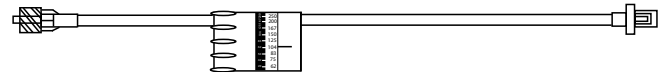
Secondary Venoset

DESCRIPTION	ITEM #
Deliver a small amount of medication quickly. This set allows pressurization of a bag or bottle. Replacement for the discontinued Abbott secondary venoset. Tubing length is 23in (58cm).	175720



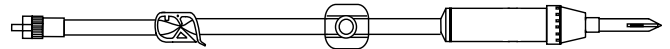
Fluid Control Dial

DESCRIPTION	ITEM #
Easily adjust infusion rate from 10ml/hour up to 250ml/hour when used with gravity system. When used with pressurized system, flow is four times faster. Tube length is 18in (45cm).	175480



Blood Collection Set

DESCRIPTION	ITEM #
High flow collection set that attaches directly to venous catheter and vacutainer bottle. Set includes six foot (180cm) tubing, injection site, chamber and spin luer lock.	175484



High Flow Fluid Transfer Set

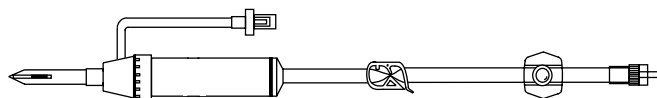
Ideal for uterine flush. Includes high flow spike, clamp and graduated adapter for 20-40Fr tubes.

DESCRIPTION	ITEM #
Length 30cm (12in)	175490
Length 60cm (24in)	175493
Length 90cm (36in)	175495



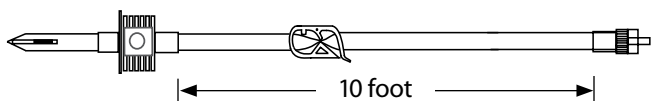
Fluid / Blood Delivery Set

DESCRIPTION	ITEM #
Pressurize this set for high flow infusion. Includes six foot (180cm) tubing, drip chamber with filter, pressure vent, injection site and spin luer lock.	175496




Arthroscopy Fluid Line Wound Flushing Line

DESCRIPTION	ITEM #
High flow infusion set includes spike, ten feet (250cm) of tubing, clamp and spin luer lock. Fits basic peristaltic pump.	175499



Plasmapheresis Catheter

DESCRIPTION	ITEM #
12Ga x 13cm (5.25in) teflon catheter with 4 additional sideholes over 2.5cm of the distal end. Catheter-over-needle insertion method.	1212F



Clear Cuff Pressure Infusor

High performance pressure infusor.

- Provides easy view of fluid bag and fluid level.
- Special built-in hook allows fluid bag to be replaced without removing pressure infusor from hanging device.
- Each unit includes the squeeze bulb assembly.

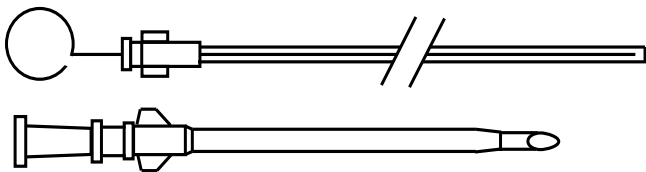
DESCRIPTION	ITEM #
Sizes available	
1000ml	175500
3000ml	175510
5000ml	
Includes one 3000ml infusor and two extenders	175520
Inflation Squeeze Bulb Assembly	
Includes bulb and three-way stopcock.	175590



Large Animal Trans-Tracheal Wash Kit / TTL

Catheter-over-needle insertion method. The semi-rigid flushing catheter has a stylet and luer adapter.

DESCRIPTION	ITEM #
10Ga x 2.25in steel introduction catheter with 12Ga x 70cm (28in) flushing catheter for horses and foals	TW1228
14Ga x 2.75in teflon introduction catheter with 16Ga x 70cm (28 in) flushing catheter for large dogs and neonatal foals	TW1628



INTRODUCERS are catheter-over-needle

For small animal TTL and TTW, see page 23

Broncho-Alveolar Lavage Catheter (BAL)

- Open end silicone heavy wall catheter for the lavage of selected segments of the lung fields using the nasotracheal approach.
- Distal balloon can be inflated to prevent retrograde fluid flow. 50cc balloon volume.
- Proximal two-way fitting allows simultaneous connection for both irrigation and aspiration.
- Reuseable.

DESCRIPTION	ITEM #
10mmOD, 2.5mmID, 240cm (96in)	BAL240
10mmOD, 2.5mmID, 300cm (120in)	BAL300
Replacement Stopcock (10 pack)	2400

For small animal BALs, see page 23



IV / Enteral Feeding Backpack and Surcingle

Use the IV BACKPACK for the mobile patient with a flat back. Allows free movement without the worry of lines being tangled. The pressure infusor allows for placement of a 1000ml fluid bag directly onto the patient's back. Variable infusion rates can be achieved by adjusting the fluid control dial. (Larger pressure infusors on page 31.)

The LINE MANAGEMENT SURCINGLE keeps lines from becoming tangled on a non-ambulatory patient.

DESCRIPTION	ITEM #
IV Backpack	7000
IV Backpack Starter Kit Includes IV backpack, clear cuff pressure infusor, IV administration line and fluid control dial.	7001
Line Management Surcingle - 120cm (48in)	7002
Weanling Line Management Surcingle - 150cm (60in)	7005
IV Administration Line Includes drip chamber, pinch clamp, and rotating luer lock. Total length: 29in	7350
Fluid Control Dial	175480



IV Backpack Starter Kit




Line Management Surcingle

Equine Tendon Sheath Flushing Catheter

- Provide localized infusion of medication and flushing directly into the affected area.
- Catheters fenestrated up to the 4cm or 8cm mark.
- 6Fr peel away introducer.

DESCRIPTION	ITEM #
4cm of fenestrations	9120
8cm of fenestrations	9180



Equine Joint Infusion Kit

Provide continuous localized infusion of antibiotics directly into the affected joint. A crush resistant 5Fr (16Ga) catheter inserted using a 6Fr (14ga) peel away introducer. A lightweight administration pump will hold up to 100ml and deliver 0.8ml/hr up to 2.5ml/hr.

ITEM #	9100
--------	------



See MILA website for detailed insertion instructions written by Stephen B. Adams DVM, MS and Timothy B. Lescun, BVSc

Cannula with Trocar

Introducer 10Ga x 5cm (2in) stainless steel cannula with trocar.

ITEM #	1002
--------	------

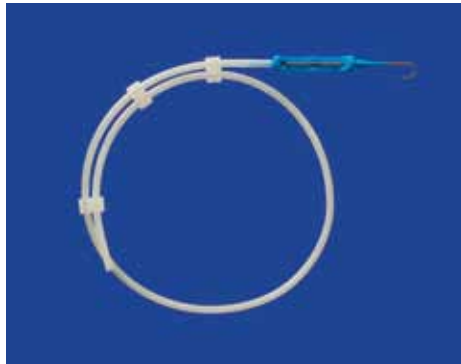


Accessories and Components

Guidewire in Dispenser

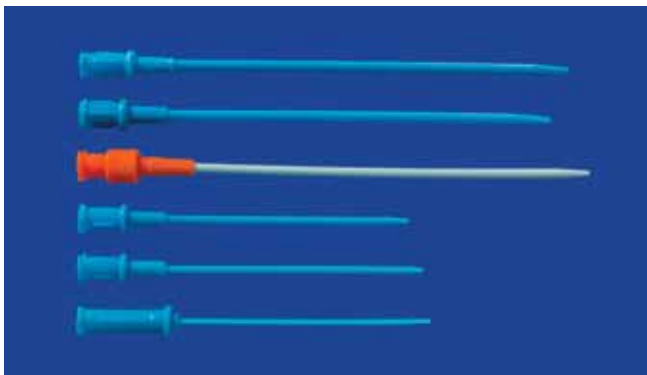
One soft flexible 'J' end, one soft flexible straight end.

DESCRIPTION	ITEM #
Sizes include:	
.018 x 45cm - Use with 4Fr & 5Fr catheters (MILA #1500, 1540, 1600, 1640, 1700, 1740, 1650, 1906, 1910, SA1606, SA1610)	GW1845
.032 x 45cm - Use with 16ga catheters (MILA #1606, 1606-2P, 1610-2P)	GW3245
.032 x 60cm - Use with 16ga catheter (MILA #1610, 1625-2P)	GW3260
.035 x 45cm - Use with 14ga and 7Fr catheters (MILA #1406, 1406-2P, 1410-2P, 1720)	GW3545
.035 x 60cm - Use with 14ga and 7Fr catheters (MILA #1410, 1620, 1630)	GW3560



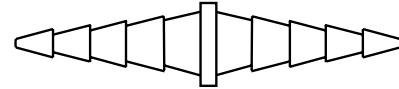
Vessel Dilator

DESCRIPTION	ITEM #
4Fr x 5cm	DIL4
5Fr x 6cm	DIL5
6Fr x 6cm	DIL6
7Fr x 10cm	DIL7
8Fr x 10cm	DIL8
9Fr x 10cm	DIL9



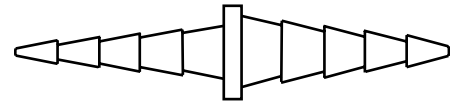
Double Christmas Tree Style Connector

DESCRIPTION	ITEM #
Dual End 4-12mm (10 pack)	2300
Each individually packed and sterile	



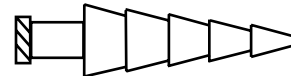
Double Christmas Tree Style Connector

DESCRIPTION	ITEM #
4.0-6.0mm	
7.5-11.5mm (10 pack)	2320
Each individually packed and sterile	



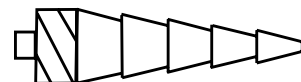
Christmas Tree with Female Luer Connector

DESCRIPTION	ITEM #
Adapter accepts 20-40Fr catheter (10 pack)	2350
Each individually packed and sterile	



Christmas Tree with Male Luer Connector

DESCRIPTION	ITEM #
Adapter accepts 20-40Fr catheter (10 pack)	2380
Each individually packed and sterile	



Accessories and Components

Stopcocks

DESCRIPTION	ITEM #
Three-way with luer slip/10 pack Each individually packed and sterile	2400
Four-way with swivel luer lock/10pack Each individually packed and sterile	2410
Four-way with 18in extension	2415
Three-way with 18in extension	2418




.2 Micron Filter

DESCRIPTION	ITEM #
With male and female luer locks. (10 pack) Each individually packed and sterile	2420



Female to Female Luer Connector

DESCRIPTION	ITEM #
Connection of incompatible tubes/sets. (10 pack) Each individually packed and sterile	2440



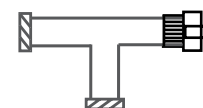
Male to Male Luer Connector

DESCRIPTION	ITEM #
Connection of incompatible tubes/sets. (10 pack) Each individually packed and sterile	2445



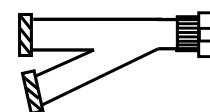
T Connector

DESCRIPTION	ITEM #
Two female connectors with a male rotating luer lock. (10 pack) Each individually packed and sterile	2450



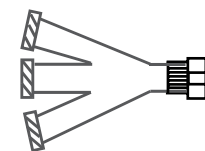
Y Connector

DESCRIPTION	ITEM #
Two female connectors with a male rotating luer lock. (10 pack) Each individually packed and sterile	2455



W Connector

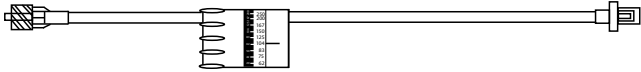
DESCRIPTION	ITEM #
Three female connectors with a male rotating luer lock. (10 pack) Each individually packed and sterile	2460



Accessories and Components

Fluid Control Dial

DESCRIPTION	ITEM #
Easily control infusion rates from 10ml/hour to 250ml/hour using gravity or 40ml/hr to 1000ml/hr using pressure fluid systems.	175480



Suture Wings

DESCRIPTION	ITEM #
10 per pack - individually packed and sterile	
4 French (Light Blue)	2530
5 French (White)	2550
7 French (Dark Blue)	2570



Pinch Clamp

DESCRIPTION	ITEM #
Small Pinch Clamp - 16Fr	Clamp -175420
Large Pinch Clamp - 20Fr (15 per bag, non-sterile)	Clamp -175490



Conversion Chart

FRENCH	GAUGE	INCH	MM
3	20	0.039	1
4	18	0.053	1.35
5	16	0.066	1.67
6	14	0.079	2
7	13	0.092	2.3
8	12	0.105	2.7
9	—	0.118	3
10	10	0.131	3.3
11	—	0.144	3.7
12	—	0.158	4
13	—	0.170	4.3
14	—	0.184	4.7
15	—	0.197	5
16	—	0.210	5.3
17	—	0.223	5.7
18	—	0.236	6
19	—	0.249	6.3
20	—	0.263	6.7
22	—	0.288	7.3
24	—	0.315	8
26	—	0.341	8.7
28	—	0.367	9.3
30	—	0.393	10
32	—	0.419	10.7
34	—	0.445	11.3

Length: 1 inch = 2.54 centimeters

Ordering Information

1. Order direct or from a distributor.
2. Visa, MasterCard and American Express accepted.

Mis-shipment

Notification must be given within 10 days of receipt of purchase for credit to be issued.

Returns

1. Notification must be given before return.
2. Full credit will be allowed for the following conditions:
 - A. Merchandise shipped in error against purchase order.
 - B. Defective merchandise.
3. When unopened merchandise is authorized to be returned for any reason other than above, credit will be:
 - 80% - less than one year old
 - 50% - one to two years old
 - No credit - more than two years old

ITEM #	PAGE	3240	11	175497	30	EMAC700L	28	J636	18	PI-1740	7
1006	9	3360	11	175498	30	EMAC800	28	J836	18	PI-1906	7
1211	9	3460	11	175499	31	ETC1033	25	JP4	22	PI-1910	7
1212	9	3560	11	175500	31	ETC1055	25	JP7	22	PI-506	7
1212F	31	3565	11	175510	31	ETC1133	25	JP10	22	PI-510	7
1402	9	4203	8	175520	31	ETC1155	25	JP13	22	RAFIX16	18
1403	9	4204	8	175590	31	ETC1233	25	LAN190	28	RAFIX20	18
1406	6	4205	8	175720	30	ETC1255	25	LL1945	10	RPEG16	18
1406-2P	6	4205.5	8	175800	21	ETC20	25	LL1990	10	RPEG20	18
1410	6	4206	8	175810	21	ETC30	25	LL2045	10	SA1606	6
1410-2P	6	4206.5	8	175820	21	ETC40	25	M555	17	SA1610	6
1411	9	6612	27	175830	21	ETC50	25	MC40	12	SF10	26
1500	6	6612L	27	8V0002	30	ETC755	25	MC43	12	SYR10	26
1540	6	6613	27	A1410	6	ETC855	25	MC44	12	T1803	19
1600	6	6613L	27	A1610	6	ETC933	25	NG1036	16	T1806	19
1603	9	6615	27	A1620	6	ETC955	25	NG1036W	16	T2025	19
1606	6	7000	32	API-1410	7	ETN10	25	NG1243	16	T2035	19
1606-2P	6	7001	32	API-1610	7	ETN15	25	NG1243W	16	TW1228	32
1610	6	7002	32	BAL240	32	ETN20	25	NG1450	16	TW1610	23
1610-2P	6	7005	32	BAL300	32	ETN25	25	NG18100	16	TW1616	23
1611	9	7100	26	BL8	22	ETN30	25	NG2496	16	TW1617	23
1620	6	7350	32	BL11	22	ETN35	25	NG522S	16	TW1628	23/32
1625	6	7360	32	BMAN	19	ETN40	25	NG622	16	UC1000	15
1625-2P	6	8050	13	CF34110	39	FCT REV	26	NG622W	16	UC1000K	15
1630	6	8055	13	CFS36	19	FCT12	26	NG636	16	UC1018	15
1640	6	8098	13	Clamps	36	FCT15	26	NG843	16	UC1036	15
1650	6	8099	13	CT1215	20	FCT2	26	NG843W	16	UC1212	15
1660	6	8080	13	CT1410	20	FCT30	26	NG855	16	UC1221	15
1700	6	8090	13	CT1415	20	FCT4	26	NG1043	16	UC1621	15
1720	6	8095	13	CT2015	20	FIX16	18	NG1055	16	UC149	15
1740	6	8515	12	CT2022	20	FIX20	18	NL325	27	UC2416	15
1760	6	8518	12	CT3015	20	G100	22	NL525	27	UC2459	15
1806	19	8520	12	CT3022	20	G150	22	NL555	27	UC306	15
1808	19	8540	12	Cubby	17	G200	22	NL525FS	27	UC306S	15
1810	19	8570	12	CVP35	11	G400	22	OCN16	29	UCC308	15
1811	9	8572	12	D1090	22	GDV1	23	OCRL	29	UCO308	15
1820	6	8575	12	D890	22	GDV2	23	OCRN	29	UC310	14
1906	6	8585	12	DIFF2	24	GDV3	23	OCRN-2	29	UC310S	14
1910	6	8590	12	DIFF4	24	GW1845	34	OCS	29	UC506	14
2008	19	8599	12	DIFF6	24	GW3245	34	OCS-2	29	UC506S	14
2011	9	9100	33	DIFF7	24	GW3260	34	OCSA	29	UC510	14
2206	19	9120	33	DIFF9	24	GW3545	34	PEG16	18	UC510S	14
2217	9	9180	33	DIL4	34	GW3560	34	PEG20	18	UC624	15
2300	34	9203	24	DIL5	34	H2900	21	PGS16	18	UC636	15
2320	34	9206	24	DIL6	34	IC1801	10	PGS20	18	UC812	15
2350	34	9500	28	DIL7	34	IC2001	10	PI-1410	7	UC824	15
2380	34	9510	28	DIL8	34	IC2201	10	PI-1500	7	UC836	15
2400	35	9520	28	DIL9	34	IC2475	10	PI-1540	7	UFC3480	29
2410	35	175420	21	DK1090	22	ID010	27	PI-1600	7	UFC4080	29
2415	35	175425	21	DK890	22	ID06	27	PI-1606	7	UFYA	29
2418	35	175440	21	DVD100	13	ID08	27	PI-1606-2P	7	V2030	11
2420	35	175450	21	E1413	17	ID10	27	PI-1610	7	WIC1801	10
2440	35	175460	21	E1430	17	ID14	27	PI-1610-2P	7	WIC2001	10
2445	35	175470	21	E1450	17	ID21	27	PI-1624	7	WIC2201	10
2450	36	175480	35	E1830	17	ID42	27	PI-1625	7	WIC2475	10
2455	36	175484	30	EDC1624	23	ID50	27	PI-1625-2P	7		
2460	36	175490	31	EDC1648	23	ID-T	27	PI-1640	7		
2530	36	175493	31	EDC190	28	ID-W	27	PI-1648	7		
2550	36	175495	31	EDC400	28	INS200	28	PI-1650	7		
2570	36	175496	30	EMAC700	28	J1036	18	PI-1700	7		

AUSTRALIA

CPP Cardio Pulmonary Products
Leichhardt
email: cpp112@bigpond.net.au
Phone: 61 02 9569 6810

Vetquip
NSW
email: vetquip@bigpond.com
Phone: 61 02 9889 6666

BELGIUM & THE NETHERLANDS

Instrulife NV
Oostkamp
email: info@instrulife.be
www.instrulife.be
Phone: +32 50 311876

BRAZIL

Digicare Animal Health
Rio de Janeiro
email: vendas@digicarebiomedical.com
www.digi-vet.com.br
Phone: +21-3373-1378

CANADA

Central Sales Limited
Brampton, ON
800-387-2522

Pacific Veterinary Sales Ltd
Abbotsford, BC
Phone: 604-850-3555
Fax: 604-850-3530

CHINA

ANSCITECH Limited
Wuhan, Hubei
email: info@anscitech.com
www.anscitech.com
Phone: +86 27 50705661

COLOMBIA

VitaeQuinos
Medellin, Colombia
www.vitaequinos.com
Phone: +574 3116799

DENMARK

E-vet
Haderslev
email: salg@evet.dk
www.evet.com
Phone: +45 7453 0848

FINLAND

Vetman
Halikko
Phone: 358 2 7221 222

FRANCE

ALCYON
Paris
email: contact@alcyon.com
Phone: 3301 53903939

Coveto
Montaigu
email: materiel@coveto.fr
Phone: 33 02 51488088

Genia
St. Hilaire de Chaleons
email: H.Chartier@genia.fr
Phone: 33 02 4033 3537

GERMANY-AUSTRIA-SWITZERLAND

BioRanch
Ostbevern
email: andre.schaefer@bioranch.de
Phone: 49 2532 959 385

HUNGARY

Hungarovet Allatkorhaz Kft.
Budapest
www.hungarovetproducts.com
Phone: 36 1 362 2699

ISRAEL

Dyn Medical Equipment, Ltd.
www.dyn.co.il
Phone: +972 4 6175331

VetMarket
Hod Hasharon
email: vetmarkt@vetmarket.co.il
Phone: 972 9-7414145

ITALY

Alcyon Italia Spa
Marene - CN
email: marketing@alcyonitalia.com
Web: www.alcyonitalia.com
Phone: +39 0172 743111

JAPAN

AVS Co., Ltd
Tokyo
www.av.s.cojp/en/
Phone: 81 3 3340 2014

MEXICO

Difarvet S.A. de C.V.
email: abenavides@difarvet.com
www.difarvet.com
Phone: +52 33 3836-0070
52 33 800-024-0928

NETHERLANDS

Instrulife NV
Oostkamp
email: info@instrulife.be
Phone: +32 50 311876

NEW ZEALAND

MEDSOURCE
Ashburton
email: info@medsource.co.nz
Phone: 64 33089718

SHOOF International Ltd.
Cambridge
email: sales@shoof.co.nz
Phone: 64 7 827 3902

SVS Veterinary Supplies Ltd.
Hamilton
email: sales@svs.co.nz
Phone: 64 39 02 642 8299

NORWAY

Jan F. Andersen A/s
Jevnaker
email: sales@jfa-as.no
Phone: 47 61 31 4949

PORTUGAL

Vetin
Quinta do Anjo
www.vetin@sapo.pt
Phone: 21 213 7660

SPAIN

Ekufarm S.L.
Barcelona
Phone: 34 938 459400

LaBouvet
Torrejon de Ardoz
email: labouvet@labouvet.com
Phone: 34 91 726 4229

SWEDEN

SweVet Piab AB
Sjoberg
email: info@swevet.se
Phone: 46 416 258 27

Vetgross
Blentarp
email: info@pharmadistribution.se
Phone: 46 416 246 60

UNITED KINGDOM

Direct Medical Supplies, Ltd.
Hampshire www.dmsveterinary.com
email: sales@directmedical.uk.com
Local Phone: 7041 527 007
Local Fax: 7041 527 008
Phone: 44 1420 520 869

Butler Animal Health Supply Company

Dublin, OH
800-551-3861

DVM Resources

Grapevine, TX
877-828-1026

Lextron Supply

Lago Vista, TX
888-787-4483

Midwest Veterinary Supply

Burnsville, MN
800-352-2831

MWI Veterinary Supply Co.

Nampa, ID
800-824-3703

Penn Veterinary Supply, Inc.

Lancaster, PA
800-233-0210

Webster Veterinary Supply

Sterling, MA
800-225-7911



MILA 
INTERNATIONAL, INC.
Medical Instrumentation for Animals

Your MILA Distributor:

Order direct

MILA International, Inc.
12 Price Avenue
Erlanger, KY 41018 USA

Phone +1-859-957-1722
FAX +1-859-957-1727
Toll free 888-MILAIN (645-2468)
Web www.milaint.com